



WEST WHEELCHAIR BAY

JOURNEY

This complete guide has been designed to assist accessible supporters on how to enter the West Wheelchair Bays.

Contact information for Ticketing & Membership Operations:

 supporters@scottishfa.co.uk

 0141 616 6000 (Option 1)

 @SSCMembers

WEST TUNNEL ENTRANCE



ENTRANCE

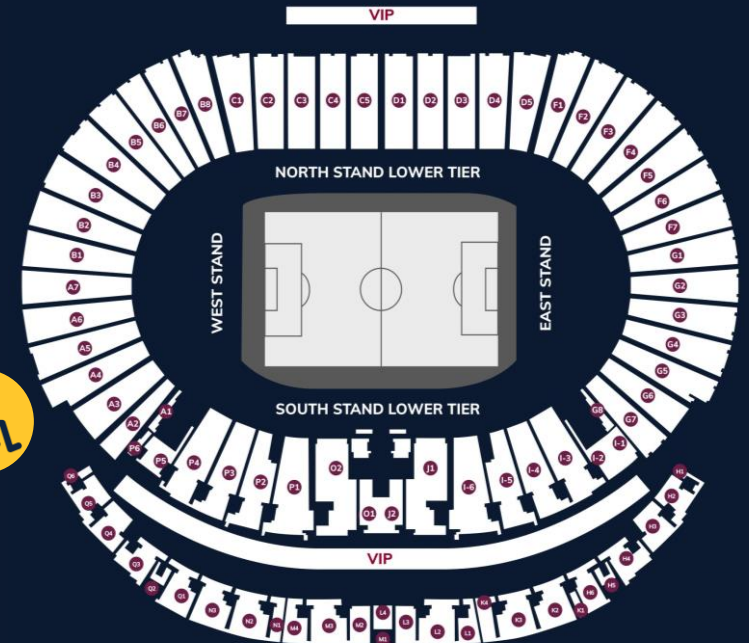


The Entrance for the West Wheelchair Bays requires access via the West Tunnel Entrance.

This is located just off Letherby Drive. There will be stewards who will conduct an initial ticket check to make sure you are in the right area.

The gradient is gradual, please take care under wet conditions.

West
Tunnel
Entrance





WEST TUNNEL ENTRANCE

TICKET SCANNERS

At the bottom of the tunnel, you will be greeted by stewards who will ask you to scan your ticket at the scanner. If you prefer, they can take the ticket and scan it for you.

Once yourself and your carer have been scanned in, the stewards will direct you towards the elevator entrance which is passed the security office. Head through the door and take an immediate left towards the elevator.



ELEVATOR

ACCESS TO LEVEL 4



At the elevator, you will head up to level 4. A steward will be inside the lift to assist you if needed.

Once you have arrived on level 4, head right outside the elevator until you see the door labelled kitchen, then head right again down the corridor until it ends.




WEST WHEELCHAIR BAYS



WHEELCHAIR BAYS

At the end of the corridor, there will be a set of double doors, a steward may ask to double check your tickets. After the doors, you will see the wheelchair bays located on the right-hand side with the seats indicated with the seat numbers.

There are food kiosks located behind the wheelchair bays and the accessible toilets are located at the double doors before entering the concourse.



LEAVING THE STADIUM

EXIT PROCEDURE



From the accessible seating area, you will exit the stadium from the way you entered.

Please take care going back up the access tunnels and as always as a steward for assistance if required.

Cars will only be allowed to leave the car park once Police Scotland have confirmed to the stewards once the stadium egress of supporters has completed.

Please take care when exiting the car park- especially at night as there may still be some supporters on foot walking through the car park.

Stadium egress normally takes around 45 mins to an hour, depending on how busy the match is, so please factor this into your travel arrangements.

EVACUATION

EVACUATION PROCEDURE



The evacuation procedure in case of emergency is as follows:

- The emergency broadcast will be announced through the PA system as well as on the big screens with the following message:


"YOUR ATTENTION PLEASE YOUR ATTENTION PLEASE. AN EMERGENCY SITUATION HAS ARISEN WITHIN THE STADIUM, PLEASE LEAVE THE STADIUM IN A CALM AND ORDERLY MANNER, FOLLOWING THE STEWARDS' INSTRUCTIONS."

- Stewards will direct you to the nearest emergency exits.
- West Stand: You will be guided to the nearest exit point at Section B that will take ground level to outside the stadium.



For any information that cannot be found in the guide, please contact Ticketing & Membership Operations:

 supporters@scottishfa.co.uk

 0141 616 6000 (Option 1)

 @SSCMembers